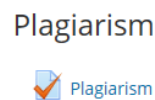
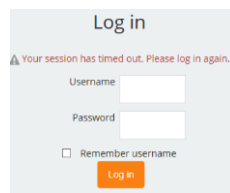




LEAP Online has assessments in each section. The assessments are usually Moodle quizzes. If you pass the assessment you will be awarded a digital badge that will stay in your own Moodle profile. You can use the badges to build up a portfolio of evidence of skills development. This cribsheet will show you how to access and download your badges.

## Earn a badge

Click on assessment → login to Moodle → locate the quiz → Pass! Get a badge!\*

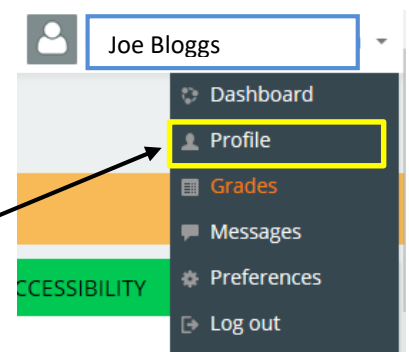


\*You need to achieve 80% to pass and earn a badge. If you get less than 80%, try the quiz again. You may wish to refer back to the content before trying again.

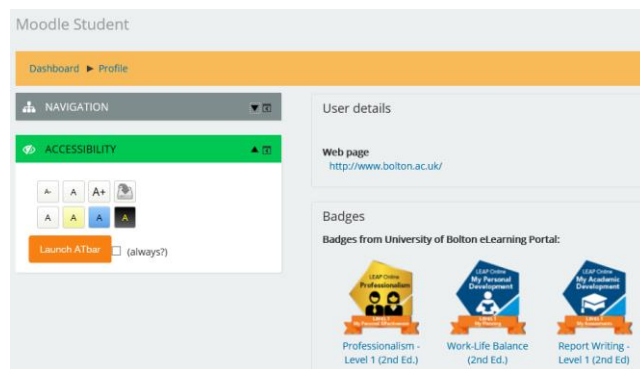
## Your Moodle profile

The badge is now in your Moodle profile. To access your profile click on the drop down menu next to your name in the top right corner of the screen.

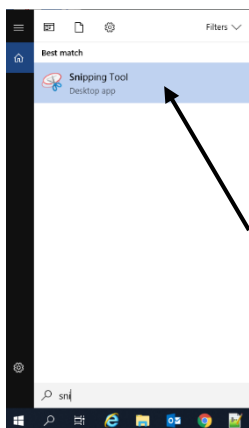
Click on Profile to see the details of the badges you have earned so far.



You can click on each badge to download it individually. However, you might find it more convenient to take a screenshot of the page to include your name and all of your badges as shown here.



## Windows 10



To take a screenshot click on the **Search**.



Then search for 'Snipping Tool'.

Select the **Snipping Tool**. You can then copy and paste the screenshot into Word.

## Coming Soon! Estimated October 2019

Moodle will soon include integration with Badgr Open Badges Backpack (<https://badgr.io/>) allowing you to transport your badges outside of Moodle. Keep a look out on @BoltonUniLib for information and updates!

## Information for Academic Tutors

You can check the badges a student has earned as long as they are enrolled on one of your Moodle modules. Go to your Moodle module. In **Participants**, click on the student's name then **Full profile** to see the badges earned.

- Miscellaneous
- Full profile
- View all blog entries
- Notes
- Forum posts
- Forum discussions

## Further Information

For further help or feedback on any aspect of LEAP Online, please speak to a member of Library staff or email [leap@bolton.ac.uk](mailto:leap@bolton.ac.uk). Follow us on social media for information and updates @BoltonUniLib or @ExperienceUOB.

