

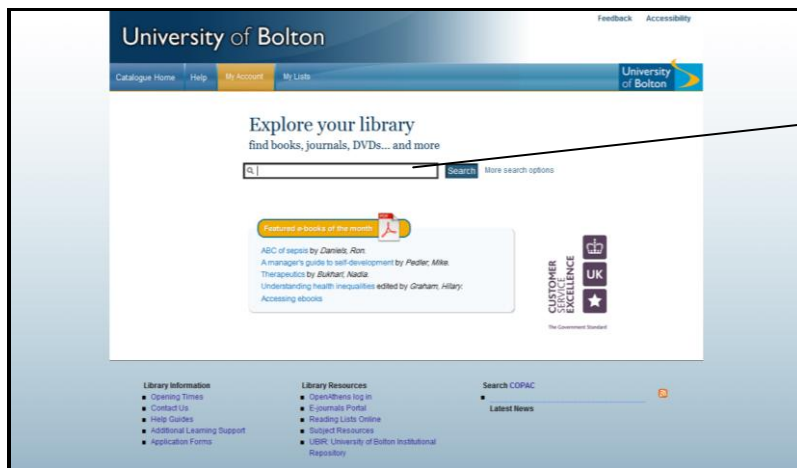
Library Catalogue How to Search

Searching for Books

There are several ways in which you can search for books on the Library Catalogue.

Quick Search

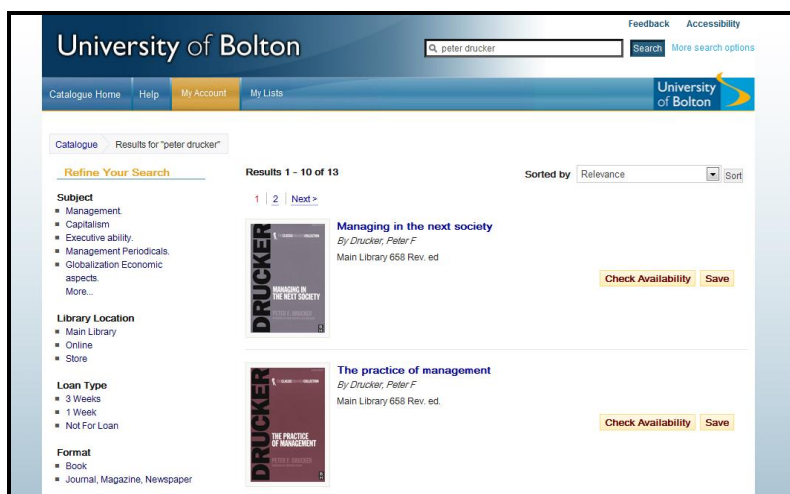
The Library Catalogue homepage looks like this:



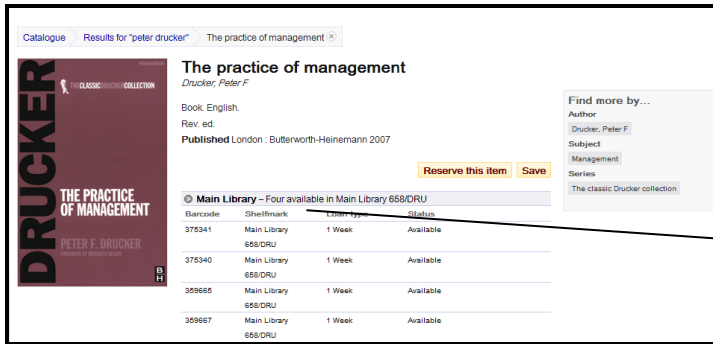
Search Box

You can enter your search terms in the search box by author, title, ISBN etc.

For Instance, entering Peter Drucker in the quick search box here will bring up a list of all the relevant items. The results are shown like this:



In this example we are looking for the Peter Drucker text, The Practice of Management. If you click on the relevant title text or cover it will take you into the full record of the item.

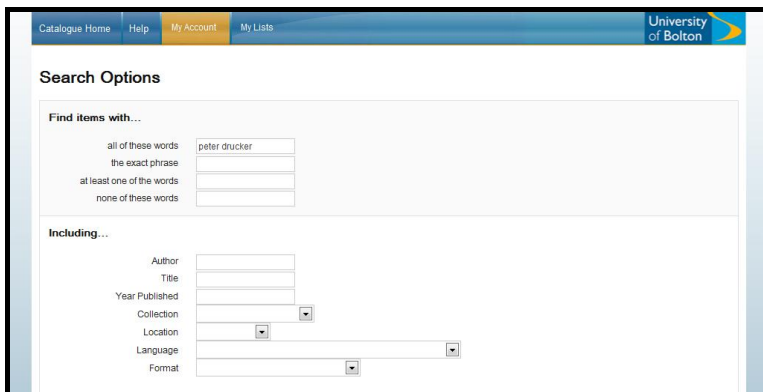


Shelfmark
Main Library 658/DRU

You can then check the availability and location of the item if it is in stock. The Shelfmark will guide you to where the item is in the Library.

Advanced Searching

You can also search for books by clicking on the **More Search Options** link. This will take you to the page where you have advanced searching options.



If you are not sure of the full reference of the item you are trying to locate or just browsing you can just type in general search here

For instance:

If you type in the first box "practice management" the results will show a list of items containing the words practice and management. This will widen your search considerably.

Refining your Search

You will notice when results are displayed that on the right hand of the screen you can refine your search.

You can refine your search by subject, collection, format, year published, Library Location, author and loan type

