



Guide to Finding Legislation

In order to find information on legislation first log onto the Library Webpages. You need to access a database called LexisLibrary. This cribsheet explains how to access the database and search it for legislation. Follow these steps:


1. Access the Library web pages at:

<http://www.bolton.ac.uk/Students/StudyResource/Library/>

2. Log in to OpenAthens. You must log into OpenAthens before you access any electronic resources. Your OpenAthens login is your usual network username and password.


OpenAthens Login



3. Click on  Click on the link to **Login to OpenAthens** and I **agree**. Enter your username and password.
4. Your screen should show you that you have successfully logged on to OpenAthens.

You have successfully logged onto OpenAthens

[Click here to access Electronic Information Resources.](#)

 **RefWorks** Write-N-Cite users click here to load your personal database



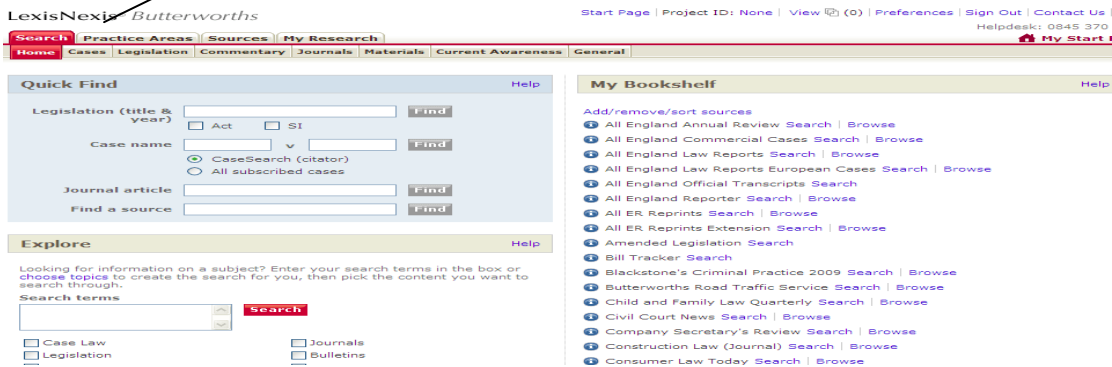
The Library Home Page
Athens Login
BISSTO
Change Password
Electronic Resources
Help Guides
Information Desk

5. Click on the link for **Electronic Resources**.
6. Click on 'L' from the A-Z list.
7. Scroll down the list and then click on the blue Lexis Library Link.

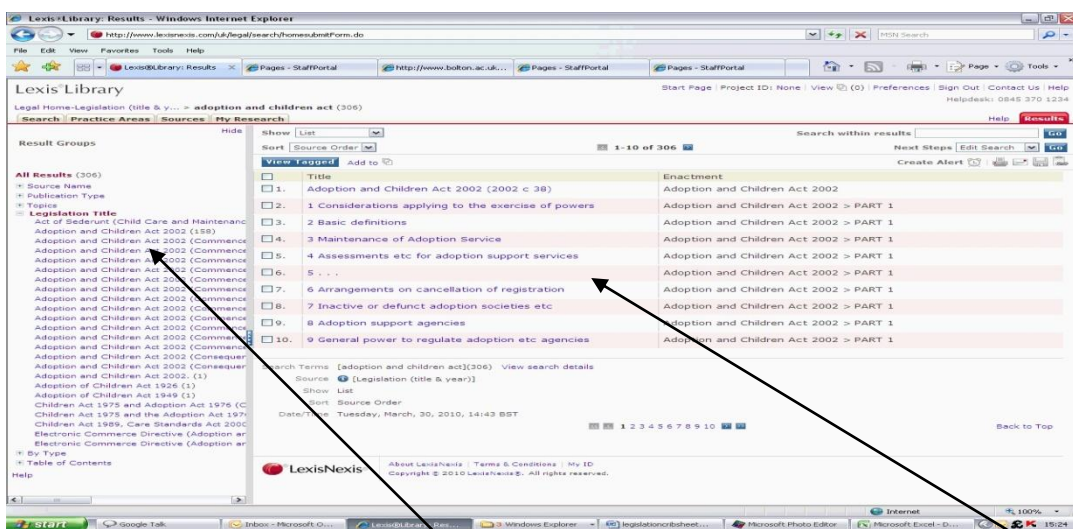
[LexisLibrary](#) (formerly LexisNexis Butterworths)

LexisLibrary homepage


You can use the **Quick Find** facility to search for specific information such as a piece of legislation. Enter your search term in the appropriate field and click on **Find**.



Once you have a list of results, you can click on the title to access the Act.



Click on the result you require here and the results will appear on the right hand side of the column. You can then work through the sub-sections to look at the legislation

Click on  to return to the homepage.



Further Support and Information

There are a range of Crib sheets which will help you access resources:

- General Tips for Open Athens
- Quick Start Guide- Accessing Electronic Resources

Or speak to your Subject Librarian; you can make an appointment by contacting them via the Library web pages.