



quick start guide

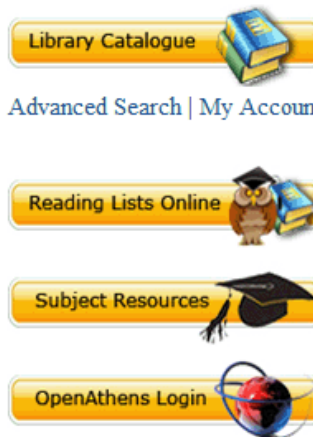
Accessing Electronic Resources

Getting started - accessing the Library web pages.

- From the University homepage there is a link to 'The Library' under 'Useful Links'.
- Or, go to: www.bolton.ac.uk/Library



g the teaching, learning and research needs of the
chieve the highest professional standards



Click here for OpenAthens

Logging in to OpenAthens


You must log into OpenAthens before you access any electronic resource. This gives you permission to use any of the resources that the University of Bolton subscribes to. Your OpenAthens username and password is that which you used to log on to the network.

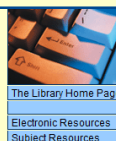
- Click on  and follow the links to complete the login.

You can now access online resources for your subject area.

You have successfully logged onto OpenAthens

Click here to access Electronic Information Resources

 RefWorks Write-N-Cite users click here to load your personal database



Click here to access your Subject Resources

Please note that a small number of resources are not OpenAthens authenticated and require a different username and password to OpenAthens. Please contact the Subject Helpdesk or your Subject Librarian for details.

Subject Resources

- Click on the blue link for Subject Resources. You can also access this link from the yellow Subject Resources tab on the Library homepage.
- Then click on the link for your subject.

- [Accountancy](#)
- [Art & Design](#)
- [Biology & Environment](#)
- [Business Information Systems](#)
- [Business & Management](#)
- [Civil Engineering](#)
- [Community Studies](#)
- [Construction & Surveying](#)
- [Creative Writing](#)
- [Education](#)
- [Electronic Engineering](#)
- [Engineering & Design](#)

Click on the link for your subject, for example, **Community Studies**.

You can access all of the electronic resources available for your subject through these pages.

Electronic books

Click on the link under **Books** to access the list of e-book collections. MyiLibrary and Ebsco Ebooks (formerly NetLibrary) contain books on all topics. Safari is specifically for computing. Credo Reference and Oxford Online are reference collections, so use them if you need a definition or explanation of a topic.

E-journals

Click on the link under **Journals** if you are looking for a specific journal. Click on **E-Journals Portal** under **Electronic Journals** and type your journal title in the search box.

Databases

When you are researching a topic you need to use the academic databases. Click on the link under **Databases** to access a list of databases relevant to your subject. Select the most appropriate one by reading the information given under each title. Please look at your subject user guides for detailed help on using your databases. You can find these in print in the Library or online on your subject resources page.

Accessing e-resources off-campus

Accessing some e-resources off-campus is different and may require some extra steps. Please follow the instructions given under each resource title.

Further help

On the right of your subject resources page there is contact information for your subject librarian if you need further help. Or contact the Subject Helpdesk: 01204 903404.