

UNIVERSITY OF BOLTON
**SCHOOL OF THE BUILT ENVIRONMENT &
ENGINEERING**
BSc(HONS) CIVIL ENGINEERING
SEMESTER TWO EXAMINATION 2010/2011
GEOTECHNICS
MODULE NO: BLT2011

Date: Tuesday 31 May 2011

Time: 2.00 pm – 4.00 pm

INSTRUCTIONS TO CANDIDATES:

There are **FOUR** questions.

Answer **THREE** questions.

All questions carry equal marks.

Marks for parts of questions are shown in brackets.

Formulae are provided on page 12.

Lined Graph Paper and Supplementary Answer Sheets are available for your use.

Detach Figure Q1b and insert into your Answer Booklet using Treasury Tags if required.

Ensure that you write your Candidate Number or Desk Number on each Figure, Supplementary Sheet or Sheet of Graph Paper that you use to answer the selected questions.

School of the Built Environment & Engineering
 BSc(Hons) Civil Engineering
 Semester Two Examination 2010/2011
 Geotechnics
 Module No. BLT2011

1. a) Describe the full range of shear strength test methods available for different soil types both in the field and in the laboratory. Ensure that your discussions justify the use of specific test methods for specific soil types and design requirements and also states the advantages and limitations of the methods selected for each design situation. (6 marks)

- b) A series of 'quick' unconsolidated undrained triaxial tests were conducted on a sample of clay with the results obtained being as follows:

Test Number	1	2	3
Cell Pressure (kN/m ²)	50	100	200
Principal Vertical Stress at Failure (kN/m ²)	144	196	296

Using Figure Q1b and constructing Mohr's stress circles, determine the shear strength parameters of the soil sample and then using these values describe the clay soil being tested. (10 marks)

- c) Briefly describe how the principles of shear strength may be applied to the formation of cuttings through soils and weak rocks with inclined bedding planes. Sketch a Mohr's Stress diagram to illustrate your answer, if appropriate. (3 marks)
- d) Explain the following terms that may occur when carrying out a shear box test on sand. Ensure that you explain the anticipated density state of the soil as each term below is observed.
- i) 'peak' and 'residual' shear strength (3 marks)
- ii) 'dilation' and 'realignment' (3 marks)

Total 25 marks

Question 1 continued over the page...

School of the Built Environment & Engineering
BSc(Hons) Civil Engineering
Semester Two Examination 2010/2011
Geotechnics
Module No. BLT2011

Question 1 continued

Seat / Candidate Number :

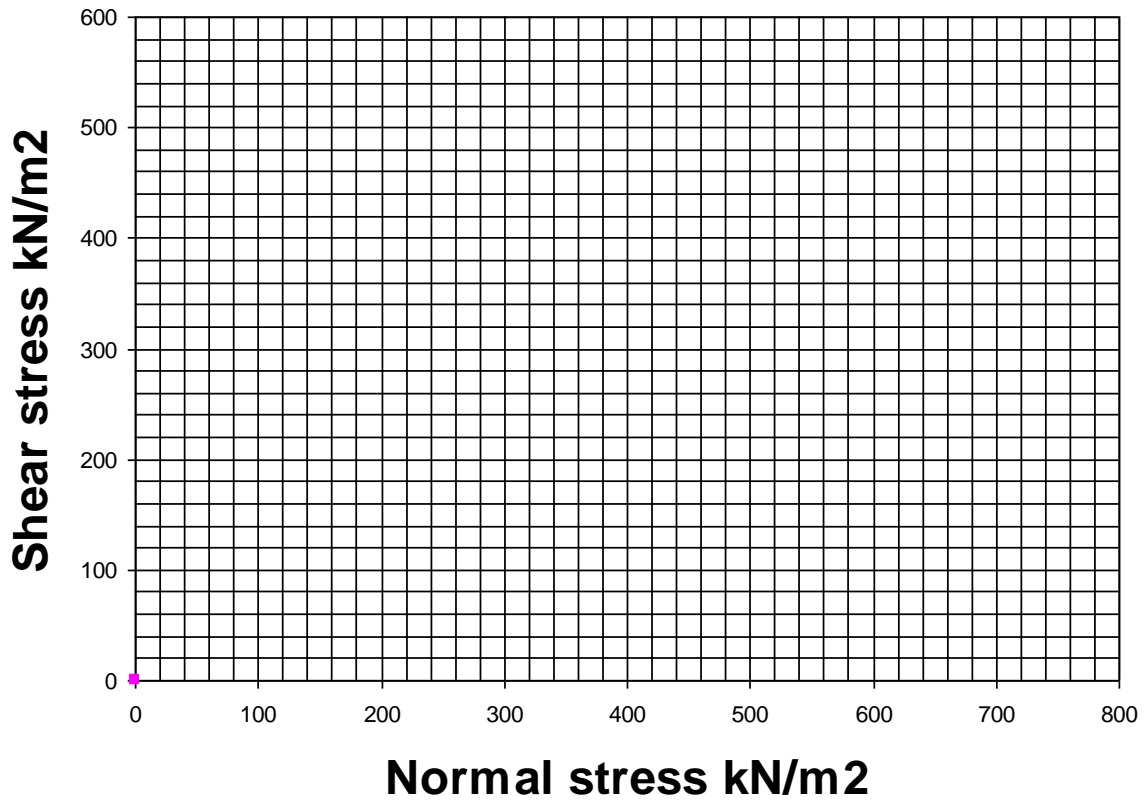


Figure Q1b

Please turn the page

School of the Built Environment & Engineering
 BSc(Hons) Civil Engineering
 Semester Two Examination 2010/2011
 Geotechnics
 Module No. BLT2011

2. a) A flexible foundation of length 6m and breadth 4m is to exert a uniform pressure of 300kN/m^2 on the surface of a 10m layer of soil with a bulk unit weight of 20kN/m^3 . Using Figure Q2a, determine the immediate settlement under the centre of the foundation if the elastic soil stiffness (E) is assumed to be 5MN/m^2 .
 (8 marks)
- b) A flexible foundation of length 6m and breadth 4m is to exert a uniform pressure of 300kN/m^2 on the surface of a layer of soil of assumed infinite thickness with a bulk unit weight of 20kN/m^3 . Using Figure Q2b, determine the total stress at a depth of 3m beneath the centre of the foundation.
 (6 marks)
- c) The following results were obtained from an oedometer test on a specimen of saturated clay :

Applied Stress (kN/m^2)	0	20	40	80	160	320	640
Void Ratio	1.001	0.968	0.938	0.891	0.846	0.800	0.751

- i) Using this applied stress and void ratio data determine the value of m_v for an effective stress range from 100kN/m^2 to 300kN/m^2 .
 (7 marks)
- ii) Calculate the consolidation settlement for a 4m thick layer of this clay, when the effective stress changes from 100kN/m^2 to 300kN/m^2 .
 (4 marks)

Total 25 marks

Question 2 continued over the page...

School of the Built Environment & Engineering
 BSc(Hons) Civil Engineering
 Semester Two Examination 2010/2011
 Geotechnics
 Module No. BLT2011

Question 2 continued

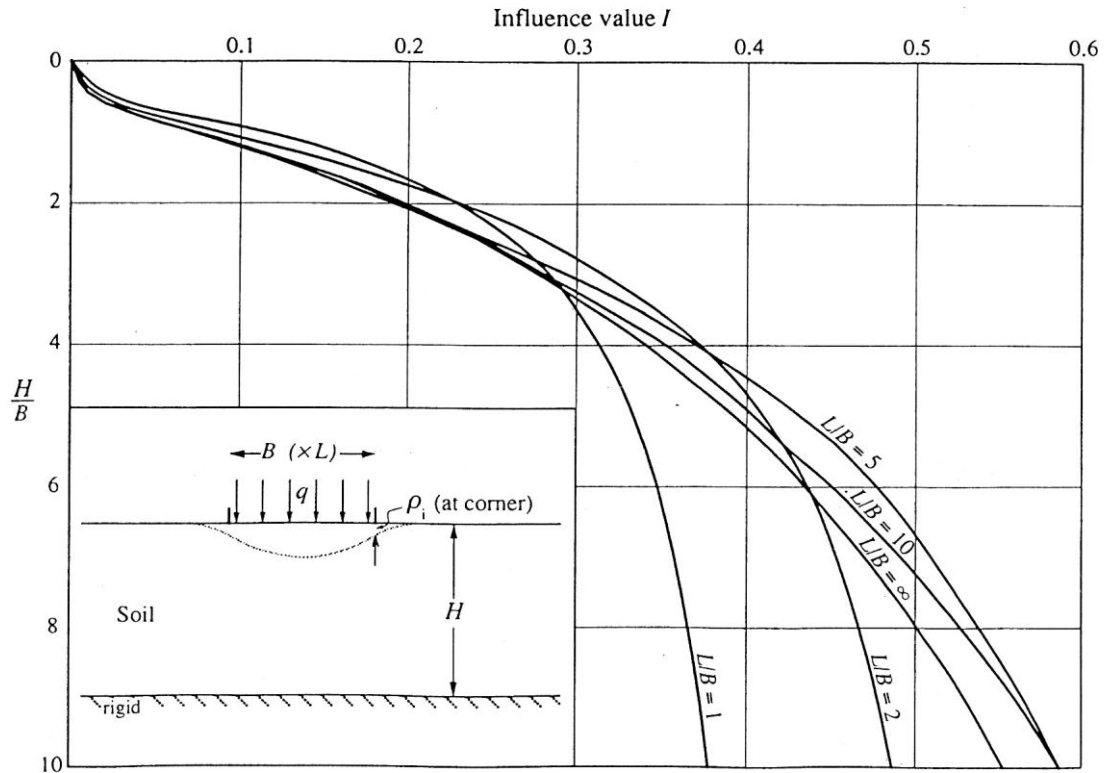


Figure Q2a

Question 2 continued over the page...

School of the Built Environment & Engineering
 BSc(Hons) Civil Engineering
 Semester Two Examination 2010/2011
 Geotechnics
 Module No. BLT2011

Question 2 continued

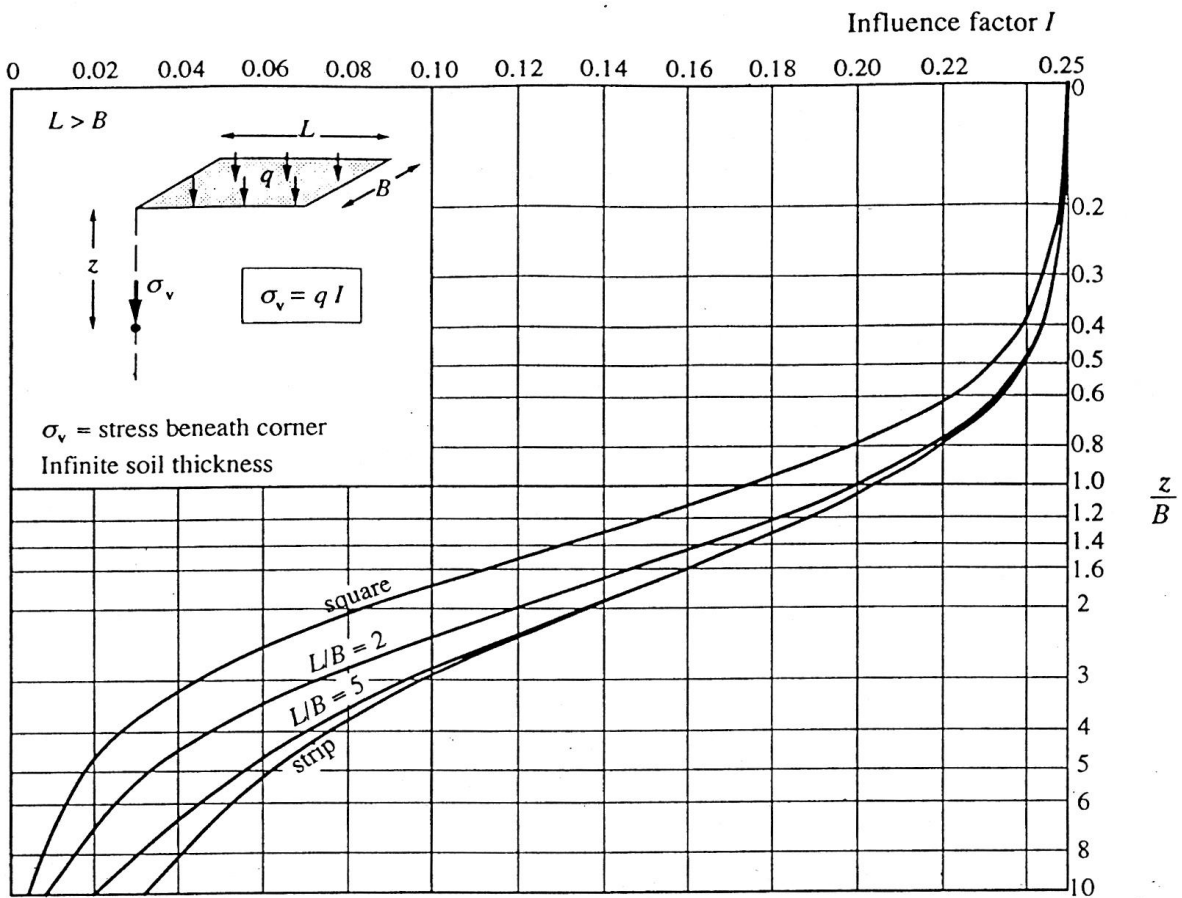


Fig Q2b

Please turn the page

School of the Built Environment & Engineering
BSc(Hons) Civil Engineering
Semester Two Examination 2010/2011
Geotechnics
Module No. BLT2011

3. a) A trunk road embankment, 5m high, is to be built on a 10m thick layer of soft clay ($m_v = 0.6\text{m}^2/\text{MN}$, $c_v = 6\text{m}^2/\text{year}$), which overlies a relatively impermeable layer of very stiff to hard clay that can be assumed to act as a rigid stratum.

The embankment is constructed using a sandy gravel ($\gamma_b = 22\text{kN/m}^3$).

- i) calculate the total consolidation settlement expected within the soft clay layer.

(4 marks)

If the road can tolerate a further uniform settlement of 40mm after placement of the upper bituminous surfacing materials, and the surfacing materials are assumed to add no further weight to the embankment, then calculate;

- ii) the earliest time after placement of the embankment material before the bituminous surfacing materials can be laid such that no more than 40mm of settlement occurs after that time.

(6 marks)

- b) If 350mm diameter vertical sand drains can be installed down through the entire depth of soft clay prior to construction of the embankment, and these be connected to a granular surface drainage layer, then what square grid spacing would be required to achieve all but 40mm of the consolidation settlement of the soft clay layer within one month of completion of the embankment. The soft clay properties are as for Q3a) and also $c_h = 9\text{m}^2/\text{year}$.

(15 marks)

NOTE: Figure Q3a and Table Q3b are available for the solution to question 3a) and 3b)

Total 25 marks

Question 3 continued over the page...

School of the Built Environment & Engineering
BSc(Hons) Civil Engineering
Semester Two Examination 2010/2011
Geotechnics
Module No. BLT2011

Question 3 continued

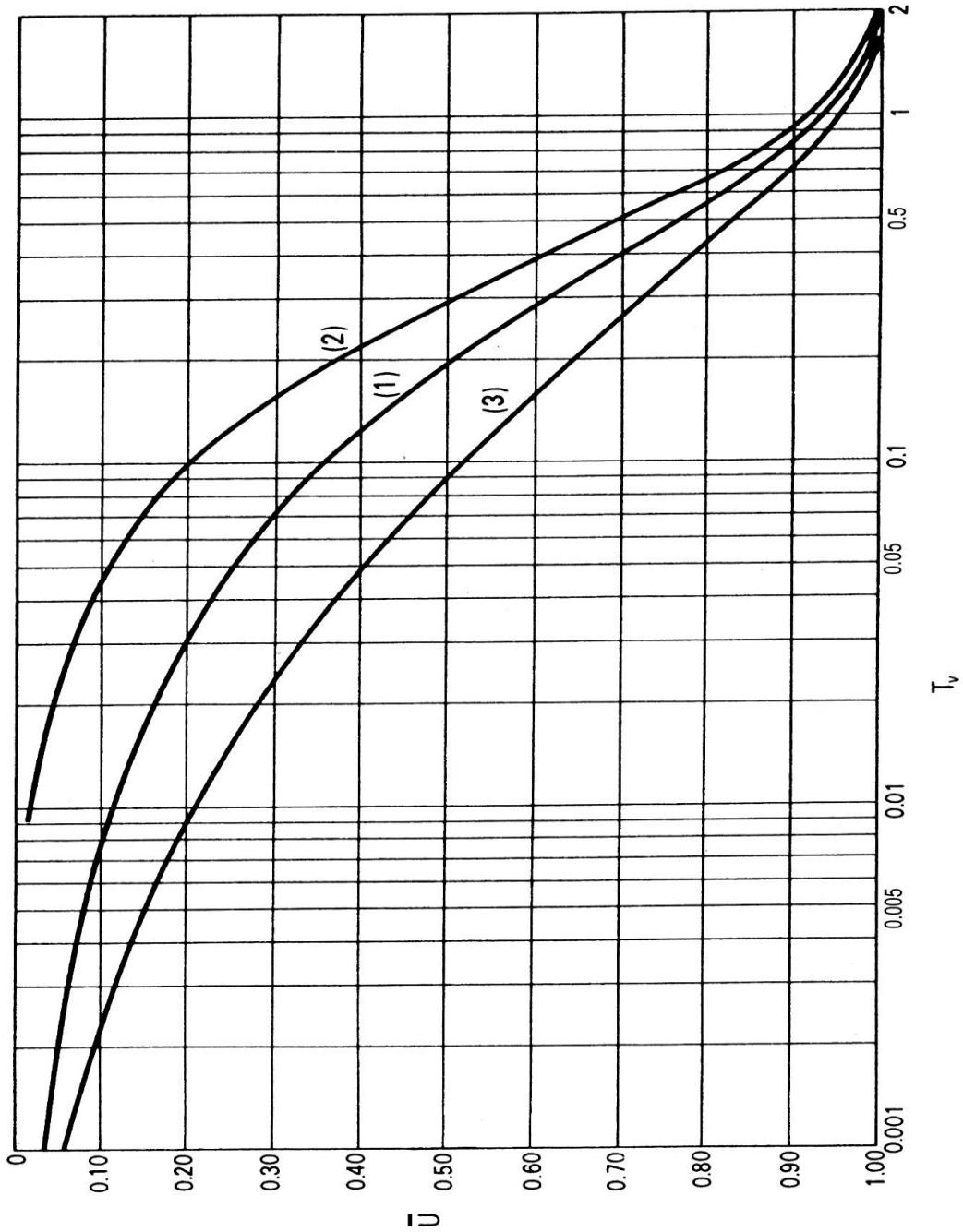


Figure Q3a

Question 3 continued over the page...

School of the Built Environment & Engineering
 BSc(Hons) Civil Engineering
 Semester Two Examination 2010/2011
 Geotechnics
 Module No. BLT2011

Question 3 continued

Degree of Consolidation		Dimensionless Radial Time Factor T_r for varying values of 'n' (where $n = R / r_d$)										
U_r (%)	n =	5	10	15	20	25	30	40	50	60	80	100
10		0.012	0.021	0.026	0.030	0.032	0.035	0.039	0.042	0.044	0.048	0.051
20		0.026	0.044	0.055	0.063	0.069	0.074	0.082	0.088	0.092	0.101	0.107
30		0.042	0.070	0.088	0.101	0.110	0.118	0.131	0.141	0.149	0.162	0.172
40		0.060	0.101	0.125	0.144	0.158	0.170	0.188	0.202	0.214	0.232	0.246
50		0.081	0.137	0.170	0.195	0.214	0.230	0.255	0.274	0.290	0.315	0.334
55		0.094	0.157	0.197	0.225	0.247	0.265	0.294	0.316	0.334	0.363	0.385
60		0.107	0.180	0.226	0.258	0.283	0.304	0.337	0.362	0.383	0.416	0.441
65		0.123	0.207	0.259	0.296	0.325	0.348	0.386	0.415	0.439	0.477	0.506
70		0.137	0.231	0.289	0.330	0.362	0.389	0.431	0.463	0.490	0.532	0.564
75		0.162	0.273	0.342	0.391	0.429	0.460	0.510	0.548	0.579	0.629	0.668
80		0.188	0.317	0.397	0.453	0.498	0.534	0.592	0.636	0.673	0.730	0.775
85		0.222	0.373	0.467	0.534	0.587	0.629	0.697	0.750	0.793	0.861	0.914
90		0.270	0.455	0.567	0.649	0.712	0.764	0.847	0.911	0.963	1.046	1.110
95		0.351	0.590	0.738	0.844	0.926	0.994	1.102	1.185	1.253	1.360	1.444
99		0.539	0.907	1.135	1.298	1.423	1.528	1.693	1.821	1.925	2.091	2.219

Table Q3b

Please turn the page

School of the Built Environment & Engineering
BSc(Hons) Civil Engineering
Semester Two Examination 2010/2011
Geotechnics
Module No. BLT2011

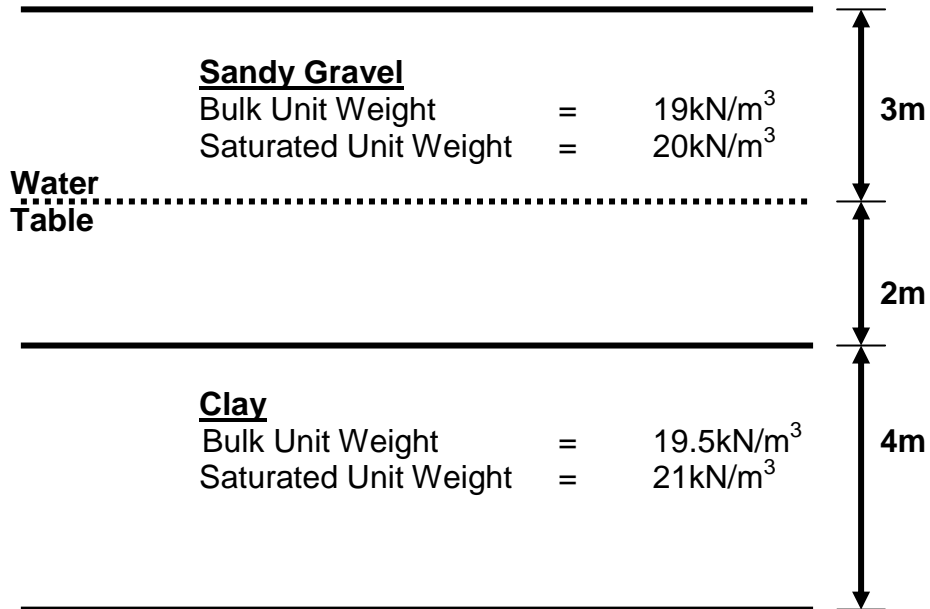
4. a) Explain, with the aid of sketch diagrams as appropriate, how the principle of superposition of stress and also of layering are applied to soil mechanics when determining stresses in the ground below loaded areas (eg. below concrete foundations).
(5 marks)
- b) Explain, using detailed principles of soil mechanics, the process of 'consolidation' for a given saturated cohesive soil subject to an increase in loading for a civil engineering structure. Explain also how the process of 'consolidation' is different to that of 'compaction'.
(7 marks)
- c) Using Figure Q4 c determine the total stress, pore water pressure and effective stress at each strata change and at the location of the water table and hence plot a graph to illustrate their variation with depth from ground surface to a depth of 9m below ground level. The water table is located at a depth of 3m below ground level within a 5m thick deposit of sandy gravel overlying 4m of clay.
(13 marks)

Total 25 marks

Question 4 continued over the page...

School of the Built Environment & Engineering
 BSc(Hons) Civil Engineering
 Semester Two Examination 2010/2011
 Geotechnics
 Module No. BLT2011

Question 4 continued



NOTE: Assume that Unit Weight of Water = 10kN/m³

Figure Q4c

Please turn the page

School of the Built Environment & Engineering
 BSc(Hons) Civil Engineering
 Semester Two Examination 2010/2011
 Geotechnics
 Module No. BLT2011

Formulae

$$\rho_l = \frac{qB}{E_u} \cdot I$$

$$q = \frac{k h \cdot N_f}{N_d}$$

$$\Delta e = \frac{\Delta H}{H} \cdot (1 + e_o)$$

$$m_v = \frac{\Delta e}{\Delta \sigma} \cdot \frac{(1)}{(1 + e_o)}$$

$$\sigma_v = \sigma_v' + u$$

$$\Delta H = m_v \Delta \sigma_v' H$$

$$\sigma_v = q I$$

$$R = 0.564 S \text{ (square grid)}$$

$$(1 - U) = (1 - U_r) (1 - U_v)$$

$$T_r = (c_h t) / (4 R^2)$$

$$T_v = (c_v t) / d^2$$

END OF QUESTIONS