

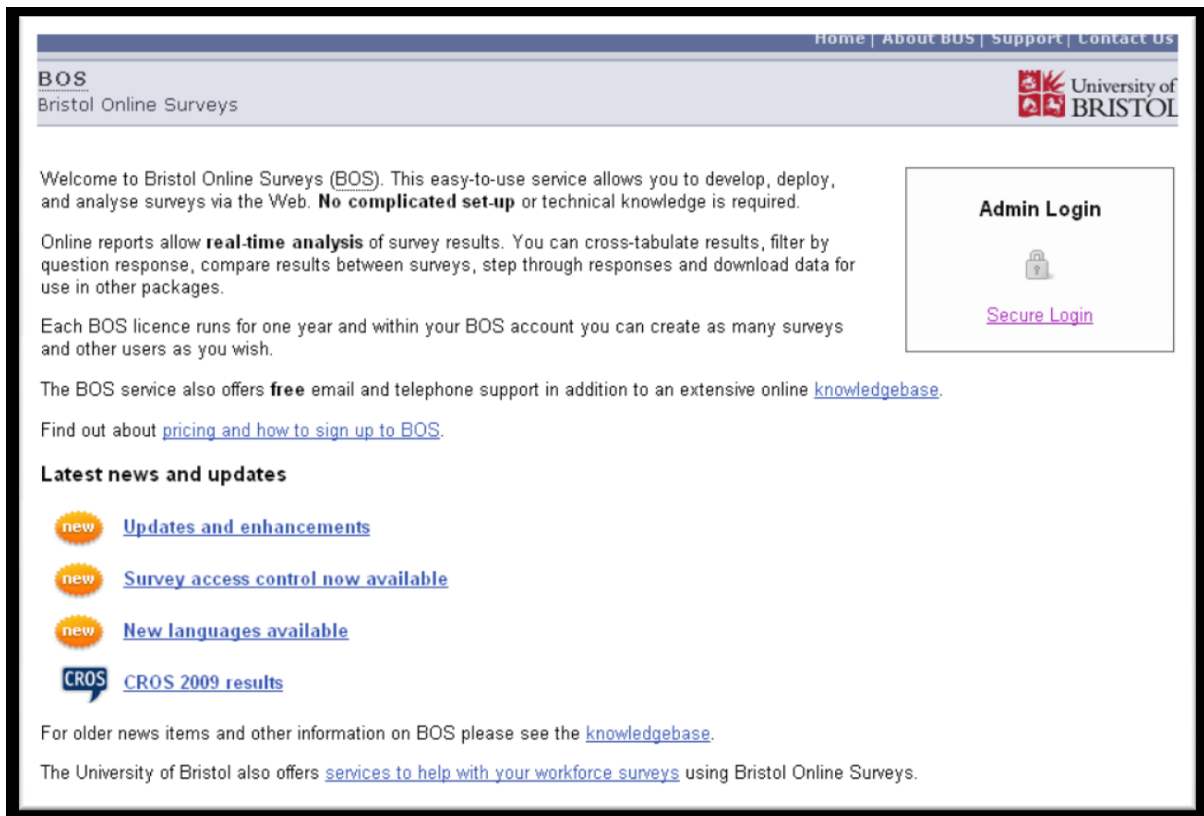
Online module feedback surveys – the results

To access your survey results and the ability to compare one module with another you will first need an account with Bristol Online Surveys.

Please email James Lewthwaite on j.lewthwaite@bolton.ac.uk

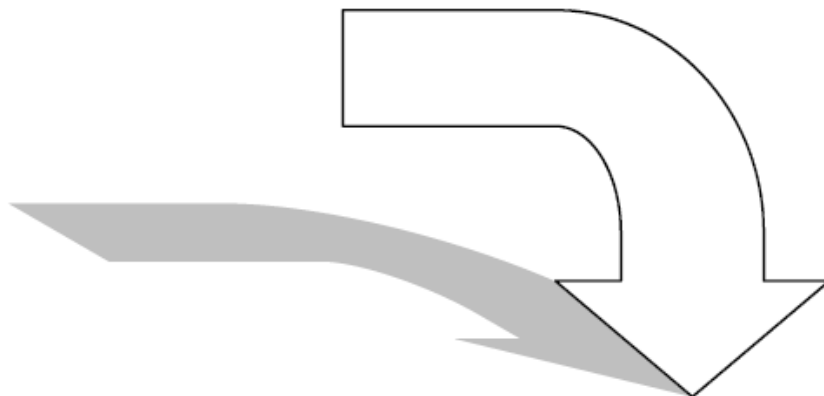
You will receive an email with your login details (passwords can be changed once you are logged in with the given password)

Go to <https://www.survey.bris.ac.uk/> click the 'secure login' box and enter your details.



The screenshot shows the BOS website homepage. At the top, there is a navigation bar with links for Home, About BOS, Support, and Contact Us. Below this is the BOS logo and the text 'Bristol Online Surveys'. On the right side, there is the University of Bristol logo. The main content area includes a welcome message, a description of the service, and a 'Secure Login' button. There is also a section for 'Latest news and updates' with several news items, each marked with a 'new' icon. The news items are: 'Updates and enhancements', 'Survey access control now available', 'New languages available', and 'CROS 2009 results'. At the bottom, there is a link to the 'knowledgebase' and a link to 'services to help with your workforce surveys'.

Once in, you will see a list of the modules you have access to. If you need to create a survey, please refer to the other guidelines on creating surveys.



To view each survey, click the corresponding 'results' box

About Online Surveys | Support | Contact Us

Online Surveys
Develop, launch and analyse Web-based surveys

My Surveys Create Survey My Details Account Details Account Users

Need help? Search our [knowledgebase](#):

My Surveys

Hello Richard Ashley. Welcome to the survey administration area for University of Bolton's account. From here you can manage your surveys. Your user role is [Author](#). Your BOS licence will be due for renewal on **22 Feb 2010**. The **Primary Contact** for this account is [James Lewthwaite](#).

View options: [Open/Launched](#) [Closed](#) [Building](#) [Archive \(closed 12mths+\)](#) [All surveys](#)

Survey title	Status	Open	Close	Edit	Preview	Delete	Options	Sharing	Launch	Results	Responses
FMS1003 Study Skills	Open	2009-11-20	2010-01-22								0/50
ANI1000 - Visualisation 1	Open	2010-01-11	2010-06-30								0/50
ANI1002 - Visualisation 2	Open	2010-01-11	2010-06-30								0/50
ANI1003 - Digital Image 2	Open	2010-01-11	2010-06-30								0/50
ANI1004 - Narrative Techniques	Open	2010-01-11	2010-06-30								0/50

Scroll down to see the results. You can print the results out from here too using the file menu in the browser

PTO2007 - Book Production (Combining Text & Images) Results


The results from the survey are presented below question by question. Apart from viewing your results below you also have the option to:

- [Cross Tabulate Results](#) - cross-reference two questions to see the correlation of their answers
- [Cross Tabulate Whole Survey](#) - cross-reference the whole survey against a chosen question
- [Export Results](#) - export survey results in text or coded format for use in other packages
- [Filter Results](#) - filter results by answers to specific questions or by excluding questions
- [Load Filter](#) - filter results using a previously stored filter
- [Compare Surveys](#) - compare the survey to other similar surveys
- [Combine Surveys](#) - combine the survey with other surveys which have identical structure
- [Individual Responses](#) - step through individual responses
- [Load Comparison](#) - restore a previously stored comparison
- [Show Extra Statistics](#) - view additional statistics
- [Show Incomplete Surveys](#) - view responses from incomplete surveys (NB: this report is currently slow)
- [Add / Edit Classification Tags](#) - add or edit question classification tags for filtering
- [Add / Edit / Delete Colour Thresholds](#) - add, edit or delete thresholds for colour coding of questions

Survey Overview
Number of respondents: 9
Expected number of respondents: 50
Response rate: 18.0%
Launch date: 03 Dec 2009
Close date: 26 Feb 2010

1. Name			
View All Responses	- There are too many responses to display on this page and so all the responses to this question are available on a separate page.		
2. Module Title			
View All Responses	- There are too many responses to display on this page and so all the responses to this question are available on a separate page.		
3. Name of Tutor(s)			
View All Responses	- There are too many responses to display on this page and so all the responses to this question are available on a separate page.		
4. Information provided about the module (aims, schedule, assessment, readings)			
Very Good:		22.2%	2
Good:		11.1%	1
Satisfactory:		55.6%	5
Poor:		0.0%	0
Very Poor:		11.1%	1
5. Teaching and Learning (approaches, strategies)			
Very Good:		22.2%	2
Good:		11.1%	1
Satisfactory:		33.3%	3
Poor:		22.2%	2
Very Poor:		11.1%	1

The survey functions allow you to do a variety of additional things with the results. You can see additional data, compare one question to another, a whole survey with another and download the results to put into a spreadsheet if so desired.

- 
- Cross Tabulate Results** - cross-reference two questions to see the correlation of their answers
 - Cross Tabulate Whole Survey** - cross-reference the whole survey against a chosen question
 - Export Results** - export survey results in text or coded format for use in other packages
 - Filter Results** - filter results by answers to specific questions or by excluding questions
 - Load Filter** - filter results using a previously stored filter
 - Compare Surveys** - compare the survey to other similar surveys
 - Combine Surveys** - combine the survey with other surveys which have identical structure
 - Individual Responses** - step through individual responses
 - Load Comparison** - restore a previously stored comparison
 - Hide Extra Statistics** - hide additional statistics
 - Show Incomplete Surveys** - view responses from incomplete surveys (NB: this report is currently slow)
 - Add / Edit Classification Tags** - add or edit question classification tags for filtering
 - Add / Edit / Delete Colour Thresholds** - add, edit or delete thresholds for colour coding of questions